

**Date: Monday, Sept. 12<sup>th</sup>, 2016**

★ Find the correct date in your planner. Then, write the EQ and HW information in the box for that date. After you have written on your calendar, leave it out on your desk so it can be stamped.


**EQ:**

How can the Bunsen burner be used safely?

**HW: No Homework**

**A Day**

**Activity: Grade Lab Equipment  
Update Notebook**



**I currently have 16 2-liter bottles. That means we need 104 more in order to launch bottle rockets.**

## Applied Science Date: Monday, Sept. 12<sup>th</sup>, 2016

★ Find the correct date in your planner. Then, write the EQ and HW information in the box for that date. After you have written on your calendar, leave it out on your desk so it can be stamped.


EQ:

How is the County Fair run?

A Day

HW: No Homework

**Activity:** Setup notebook for field trip  
Discuss County Fair field trip



**Date: Tuesday, Sept. 13th, 2016**

★ Find the correct date in your planner. Then, write the EQ and HW information in the box for that date. After you have written on your calendar, leave it out on your desk so it can be stamped.

**EQ:**


**CW:** How do scientists use the scientific method?

**HW:** No Homework

**B Day**

**Activity:**

**IR pp. 7-13**





## Applied Science Date: Tuesday, Sept. 13<sup>th</sup>, 2016

★ Find the correct date in your planner. Then, write the EQ and HW information in the box for that date. After you have written on your calendar, leave it out on your desk so it can be stamped.

**EQ:**


**CW:** How do computers work?

**B Day**

**HW:** Finish summary of video

**Activity:**

**BNSG - Computers**



**Date: Wednesday, Sept. 14<sup>th</sup>, 2016**


★ Find the correct date in your planner. Then, write the EQ and HW information in the box for that date. After you have written on your calendar, leave it out on your desk so it can be stamped.

**EQ:**

**Fair Day**

**HW: No Homework**

**Activity:**



## Applied Science Date: Wednesday, Sept. 14<sup>th</sup>, 2016




Find the correct date in your planner. Then, write the EQ and HW information in the box for that date. After you have written on your calendar, leave it out on your desk so it can be stamped.

EQ:

Fair Day

HW: No Homework

Activity:



**Date: Thursday, Sept. 15<sup>th</sup>, 2016**

★ Find the correct date in your planner. Then, write the EQ and HW information in the box for that date. After you have written on your calendar, leave it out on your desk so it can be stamped.

**EQ:**


How is science compared to pseudoscience?

**A Day**

**HW: Finish Summary of Video**

**Activity:**

**CW: BNSG "Pseudoscience"**





## Applied Science Date: Thursday, Sept. 15<sup>th</sup>, 2016



Find the correct date in your planner. Then, write the EQ and HW information in the box for that date. After you have written on your calendar, leave it out on your desk so it can be stamped.

**EQ:**


**CW:** Fair field trip

**A Day**

**HW:** NO HOMEWORK TONIGHT

**Activity:**

**CW:** Notes at the fair





**Date: Friday, Sept. 16<sup>th</sup>, 2016**

★ Find the correct date in your planner. Then, write the EQ and HW information in the box for that date. After you have written on your calendar, leave it out on your desk so it can be stamped.

**EQ:**


How do scientists use the scientific method?

**B Day**

**HW: No Homework**

**Activity: Notes on scientific method**

**Notebook setup for Boiling Point experiment**



## Applied Science Date: Friday, Sept. 16<sup>th</sup>, 2016

★ Find the correct date in your planner. Then, write the EQ and HW information in the box for that date. After you have written on your calendar, leave it out on your desk so it can be stamped.

EQ:


**CW:** How much water does it take to make a flipped bottle land on its base?

**B Day**

**HW: NO HOMEWORK TONIGHT**

Activity:

**CW: Water bottle flip experiment**



## Advisory Date: Friday, Sept. 16<sup>th</sup>, 2016

★ Find the correct date in your planner. Then, write the EQ and HW information in the box for that date. After you have written on your calendar, leave it out on your desk so it can be stamped.

EQ:

CW: DUDE.....Be Nice!?

**B Day**

HW: NO HOMEWORK TONIGHT

Activity:

CW: Design Quiver Starbucks Cup

